

Illico

Electrical
homecare bed



VERMEIREN
we care for you


Illico

Comfortable and practical

- Electrical height-adjustable mattress support 298 mm to 828 mm
- Electrical adjustment with the included controller
- Electrical head adjustment
- Electrical knee buckle, the foot part can be adjusted manually
- Mattress size 900 mm x 2000 mm
- Handset with lock function
- Maximum load 170 kg (patient and mattress)
- Two pair of siderails
- Self-raising device can be placed left or right
- All 4 wheels can be blocked separately.
- Different front and rear wooden boards
- Easy to (dis)assemble
- Deliverable transport set




Straightforward handset with locking functions



Easy removal of the boards and the siderails



Sturdy designed wheels with locks




Big, star-shaped screws for easy (dis)assembly of the bed frame



A transport kit on wheels for smooth storage



Disconnecting the bed frame without additional tools



The lifting pole can be positioned on the left or the right side of the bed. The strap can be adjusted to the desired length.



4 mattress positioners (2 at the head part and two at the foot part) keep the mattress in perfect place.

A single press on the button releases the side rails.



The handset comes with a long extension cable so it can be placed anywhere on the bed.

The foot part can be raised manually into different positions.

Ultra EASY assembly without extra tools

No more searching for screwdrivers or Allen keys with our Illico bed. It takes just one person to assemble or disassemble this bed in a matter of minutes. Remove the side rails, the wooden boards, disconnect the bed frame and you are all set.



Different boards, different side rails

To match your interior, the Illico bed can be equipped with oxide boards or beech boards.



The mattress support is also available in **ABS material**. When easy and fast disinfection is essential, this material will provide the best solution.



Technical data

■ Total width	1024 mm
■ Total height	783 - 1313 mm
■ Total length	2080 mm
■ Height of mattress support (without mattress)	298 - 828 mm
■ Max. angle of the head section	70°
■ Max. angle for the upper leg	36,8°

Split Siderails

Our Illico beds are also available with split side-rails, either in metal or in wood depending on your configuration.



Products designed to suit you

VERMEIREN always strives to come up with the best solution available to encompass your personal needs. As technology advances, so do we and as such we can offer you the most up to date products. This is the result of our continuous research and experience since 1957.

Quality guaranteed

Regarding quality, the **Illico** complies with the highest norms, laid down by certified test institutes in most European countries.

■ Max. angle for the lower leg	-17,2°
■ Mattress spec.	RG 35, thickness 120 mm, 2000x900 mm
■ Max. load lifting pole	75 kg
■ Weight (excl. side rails, lifting pole and triangle)	85 kg
■ Maximum user weight	135 kg
■ Additional info	CE

Measurements in mm and kg. Deviations in sizes and weight (15 mm and 1,5 kg) are possible. Subject to technical alterations. Images for illustration purposes only. Certain features may be optional.

VERMEIREN Group N.V.

Vermeirenplein 1-15
B-2920 Kalmthout
Belgium

www.vermeiren.com
info@vermeiren.com



For more information, contact your local dealer

VERMEIREN
we care for you